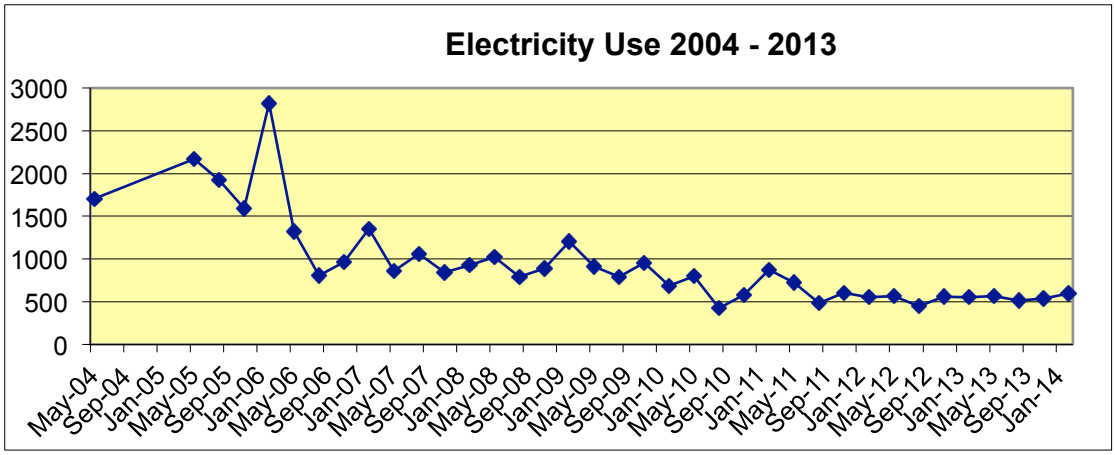
Electricity Use 2004 - 2013
3000
2500
2000
1500
1000
500
0
May-04
Sep-04
Jan-05
May-05
Sep-05
Jan-06
May-06
Sep-06
Jan-07
May-07
Sep-07
Jan-08
May-08
Sep-08
Jan-09
May-09
Sep-09
Jan-10
May-10
Sep-10
Jan-11
May-11
Sep-11
Jan-12
May-12
Sep-12
Jan-13
May-13
Sep-13
Jan-14

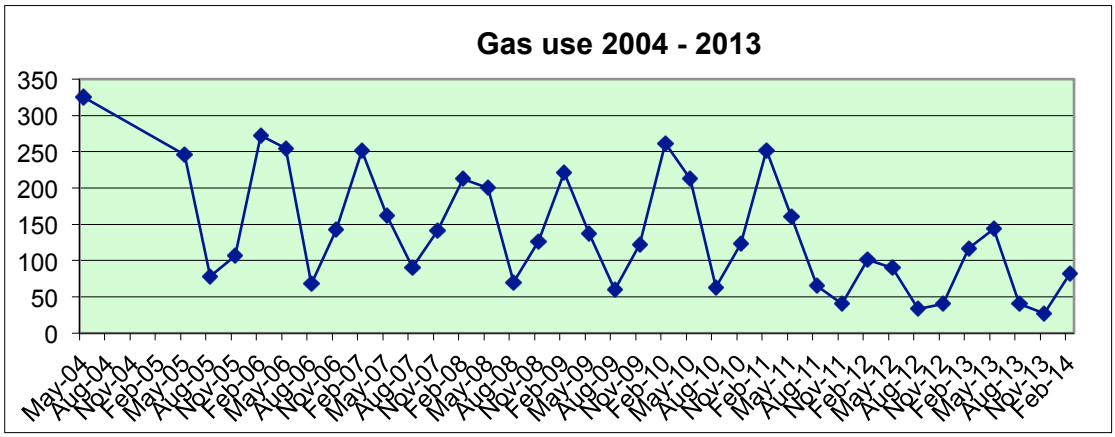
Gas use 2004 - 2013
350
300
250
200
150
100
50
0
May-04
Aug-04
Nov-04
Feb-05
May-05
Aug-05
Nov-05
Feb-06
May-06
Aug-06
Nov-06
Feb-07
May-07
Aug-07
Nov-07
Feb-08
May-08
Aug-08
Nov-08
Feb-09
May-09
Aug-09
Nov-09
Feb-10
May-10
Aug-10
Nov-10
Feb-11
May-11
Aug-11
Nov-11
Feb-12
May-12
Aug-12
Nov-12
Feb-13
May-13
Aug-13
Nov-13
Feb-14

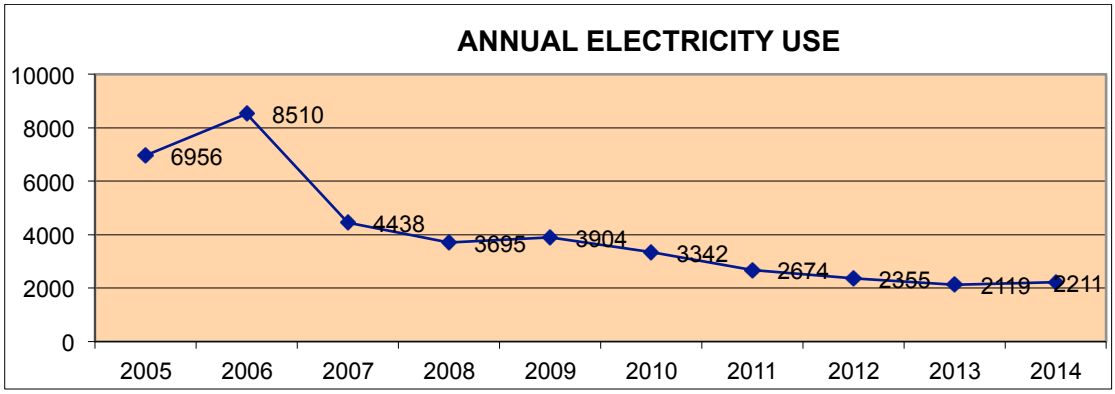
ANNUAL ELECTRICITY USE
10000
8000
6000
4000
2000
0
6956
8510
4438
3695
3904
3342
2674
2355
2119
2211
2005
2006
2007
2008
2009
2010
2011
2012
2013
2014

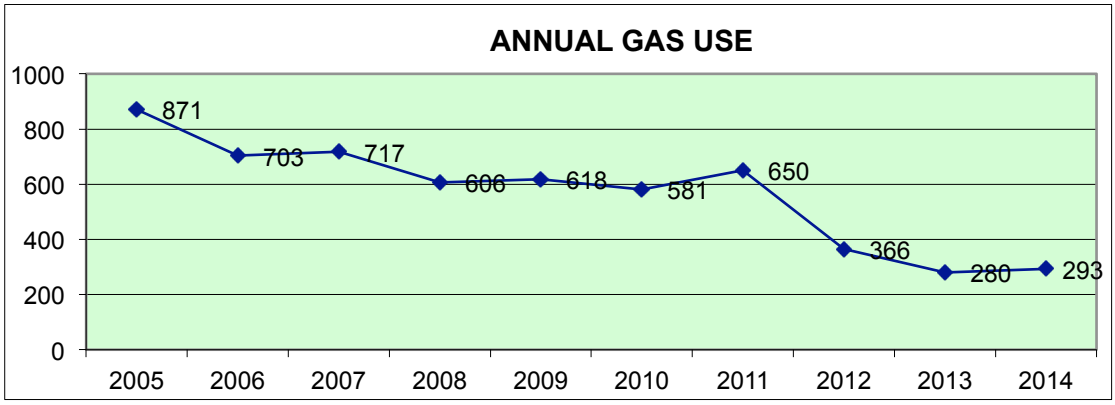
ANNUAL GAS USE
1000
800
600
400
200
0
871
703
717
606
618
581
650
366
280
293
2005
2006
2007
2008
2009
2010
2011
2012
2013
2014